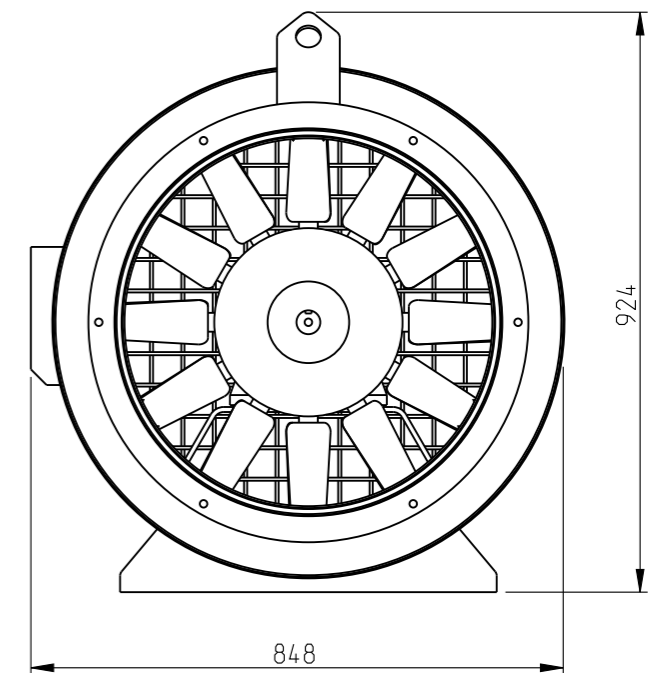
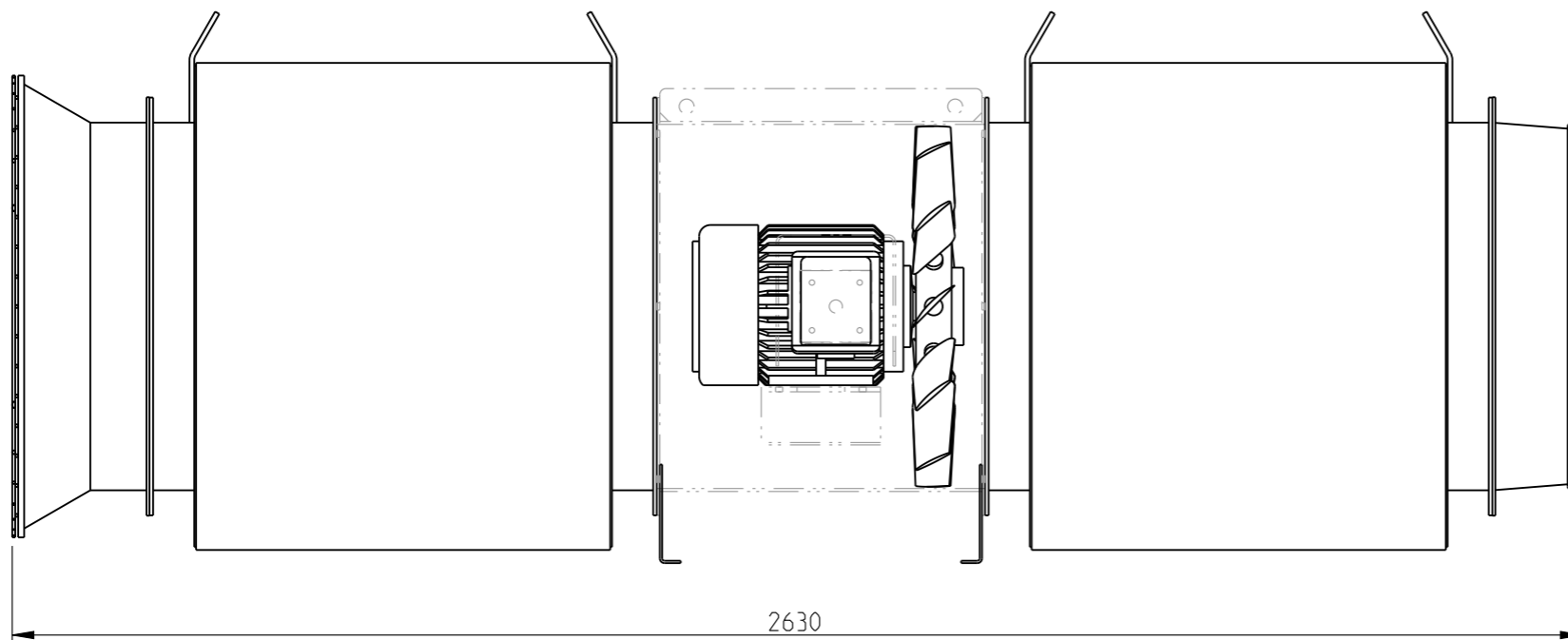


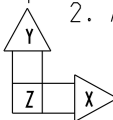
ISO-VIEW  
SCALE 1:25

PARTS LIST				
ITEM	PART NO	QTY	DESCRIPTION	CHECKED
1	0610-011	2	CC610 AXIAL FAN SILENCER	
2	0610-012	1	CC610 VENT TUBE ADAPTER TO 610MM DUCT	
3	0610-013	1	CC610 INLET CONE	
4	0610-105	1	CC610 AXIAL FAN- 7.5KW - GENERAL ARRANGEMENT	



NOTES

- ALL MOTOR HOLD DOWN BOLTS, NUTS AND WASHERS TO COMPLY WITH AS1110 CLASS 8.8 ZINC PLATED. CONE LOCKING NUTS TO BE USED. ENSURE BOLTS ARE TIGHTENED TO CORRECT TORQUE
- ALL FLANGE BOLTS, NUTS AND WASHERS TO COMPLY WITH AS1111 CLASS 4.6 ZINC PLATED U.N.O



MASS: 373.4 kg	SURFACE AREA: 43.00 m <sup>2</sup>	VOLUME: 0.060 m <sup>3</sup>	PROJECTION: 	COPYRIGHT		CLEM CORP (WA) Pty Ltd trading as <b>Clemcorp Australia</b> ABN: 54 115 959 683 PO Box 4249 Alexander Heights 6064 Western Australia Ph: (08) 9406 3000 Fax: (08) 9406 3001 www.clemcorp.com.au
MATERIAL: -			TOLERANCE: U.N.O	This drawing including the principles of design is the property of and is submitted by CLEM CORP (WA) Pty Ltd with the agreement that it is not to be reproduced, copied or loaned in part or whole if it is not to be used in any manner that may constitute a detriment directly or indirectly to CLEM CORP (WA) Pty Ltd. Acceptance of this drawing will be construed as an agreement to the above.		
<b>ALL DIMENSIONS IN MM U.N.O DRAFTING STANDARD AS1100 DO NOT SCALE</b>			X° ± 0.5° X ± 1 X.X ± 0.2 X.XX ± 0.02 >1000 mm ± 2	<b>CC610 AXIAL FAN- 7.5KW- W/ SILENCERS- GENERAL ARRANGEMENT</b>		
18-09-14	UPDATED CASE DESIGN	1	L. MATTABONI	Drawn	L. MATTABONI	18-09-14
DATE	DESCRIPTION	REV	BY	Checked	.	Scale
				Approved	.	NTS
				Drawing Number		Rev.
				0610-101		1
				SHEET 1 OF 1		