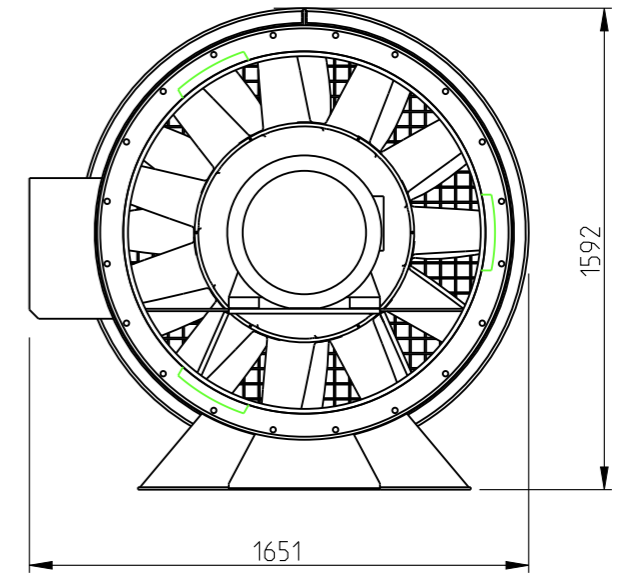
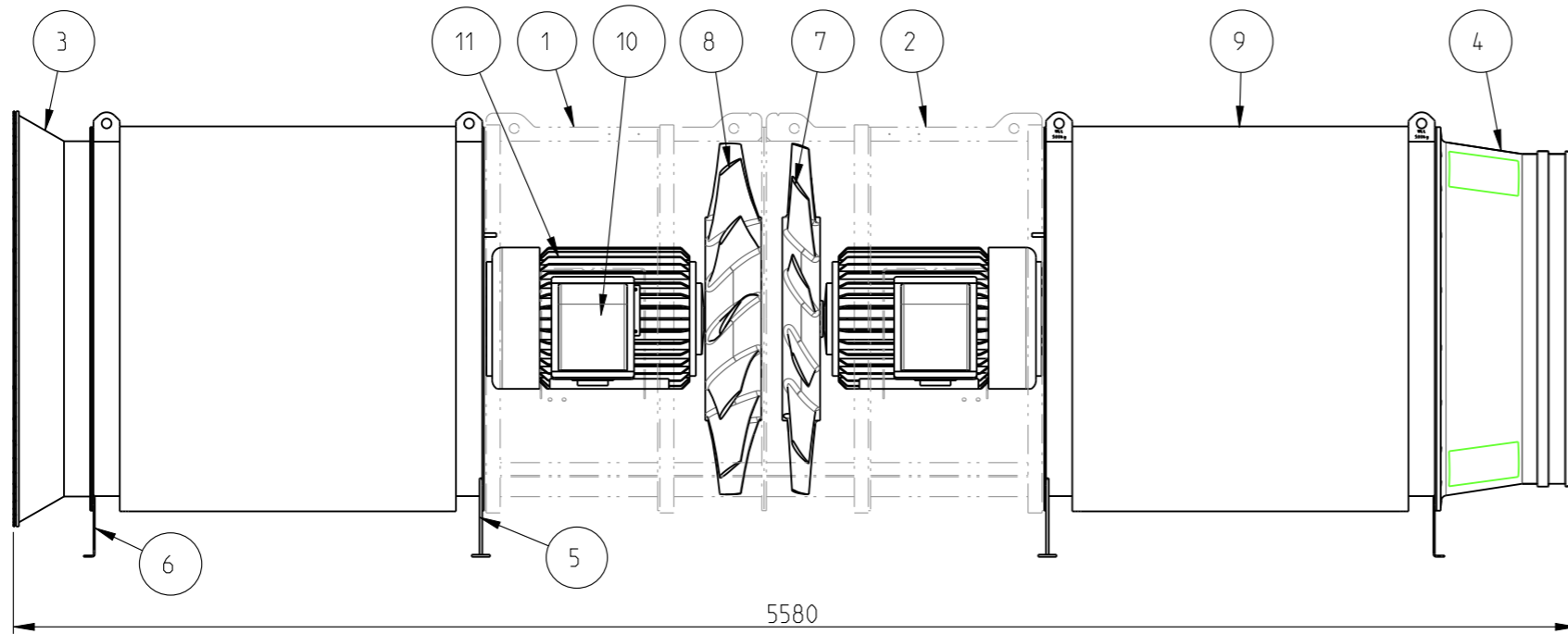
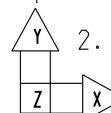


PARTS LIST				
ITEM	PART NO	QTY	DESCRIPTION	CHECKED
1	1254-014	1	CC1254 MK3 AXIAL FAN CASING- 55kW INLET	
2	1254-015	1	CC1254 MK3 AXIAL FAN CASING- 55kW OUTLET	
3	1254-026	1	CC1254 INLET CONE	
4	1254-035	1	CC1254 PLASTIC VENT TUBE ADAPTER TO 1220mm DUCT	
5	1254-044	2	MOUNTING FOOT- CC1254 FAN- STD	
6	1254-052	2	TRANSPORT FOOT- CC1254 SILENCER (STD & MIM SPEC)	
7	1254-062	1	CC1254-MK3- 75KW OUTLET IMPELLER MACHINING	
8	1254-064	1	CC1254-MK3- 75KW INLET IMPELLER MACHINING	
9	1254-091	2	CC1254 AXIAL FAN SILENCER- ACOUSTIC FOAM TYPE	
10	MOTOR-TERM-BOX-TECO-D250	2	TERMINAL BOX- SUIT TECO D250 FRAME	
11	TECO-FOOT-75KW-4P-250M	2	TECO 75kW 4POLE 250M FRAME 415 VOLT MOTOR	



ASSEMBLY NOTES

1. ALL MOTOR HOLD DOWN BOLTS, NUTS AND WASHERS TO COMPLY WITH AS1110 CLASS 8.8 ZINC PLATED. CONE LOCKING NUTS TO BE USED. ENSURE BOLTS ARE TIGHTENED TO CORRECT TORQUE
2. ALL FLANGE BOLTS, NUTS AND WASHERS TO COMPLY WITH AS1111 CLASS 4.6 ZINC PLATED U.N.O



MASS: 2275.1 kg	SURFACE AREA: 118.45 m ²	VOLUME: 0.498 m ³	PROJECTION: 	COPYRIGHT		CLEM CORP (WA) Pty Ltd trading as Clemcorp Australia ABN: 54 115 959 683 PO Box 4249 Alexander Heights 6064 Western Australia Ph: (08) 9406 3000 Fax: (08) 9406 3001 www.clemcorp.com.au		
MATERIAL: -			ALL DIMENSIONS IN MM U.N.O DRAFTING STANDARD AS1100 DO NOT SCALE		This drawing including the principles of design is the property of and is submitted by CLEM CORP (WA) Pty Ltd with the agreement that it is not to be reproduced, copied or loaned in part or whole if it is not to be used in any manner that may constitute a detriment directly or indirectly to CLEM CORP (WA) Pty Ltd. Acceptance of this drawing will be construed as an agreement to the above.			
13-10-17	ISSUED FOR MANUFACTURE	1	A S WESTON	Drawn	A S WESTON	18-04-16	Drawing Number	Rev.
DATE	DESCRIPTION	REV	BY	Checked	.	Scale	1254-502	1
				Approved	.	NTS	SHEET 1 OF 1	Design

CC1254 MK3 75kW 4P 1000V 2S IC 2SIL VTA